




TIB TXOJ KEV XWB!


J.T.C.



Thaum chivkeeb Vajtsv tsm ntiajeb, tsm ib puas tsav yam, thiab tsm tibneeg. (Chivkeeb tshooj 1 thiab 2)



Vajtsv tsis pub Adas thiab Evas noj tsob txiv no. Tsob no yog tsob muaj kev ploj kev tuag. (Chivkeeb 2:17)



Nkawd saib cov txiv ntxim qab heev.



Evas tsi mloog Vajtsv lus, nws de tsob txiv ntoo noj. (Chivkeeb tsooj 3)



Thaus nkawd noj kiag, kev ploj kev tuag raug nkawd tamsim ntawd. (Chivkeeb 3:7)




Ib puas tsav yam kev bhaum lo nkawd huvi.



Vajtsv chim rau nkawd heev. Vajtsv tsi pub nkawd txav ti Vajtsv.



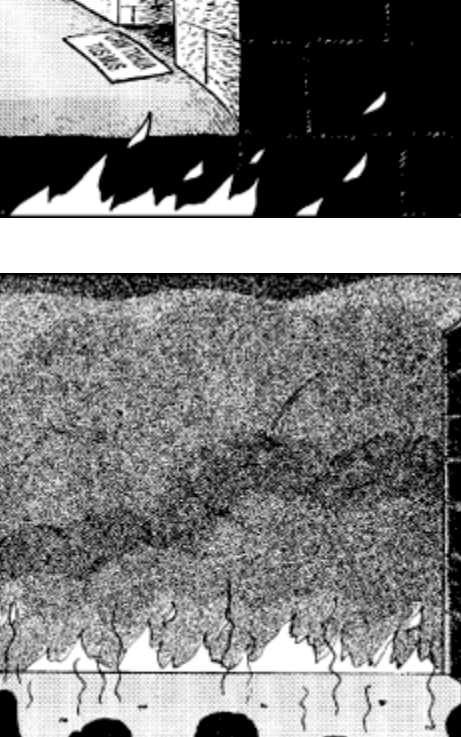
Kev bhaum ua pobzeb thaiv tibneeg mus cuag tsi tau Vajtsv lawm.



Dadej los yeej ntxuav tsi tau kev txhaum ib zaug li.




Yim ntxuav yim dub ntxiv xwb.



Tej menyuam los muaj txhaum txhua tus.




Neeg ntiajeb txhua tus muaj txhaum. Tsi muaj ib tug ua zoo rawsli Vajtsv lub siab nyiam. (Loos 3:23)



Lub neej uas muaj txhaum yuav mus xaas rau qhov twg?

Peb yuav tsum nrhiav kev cawm dim.

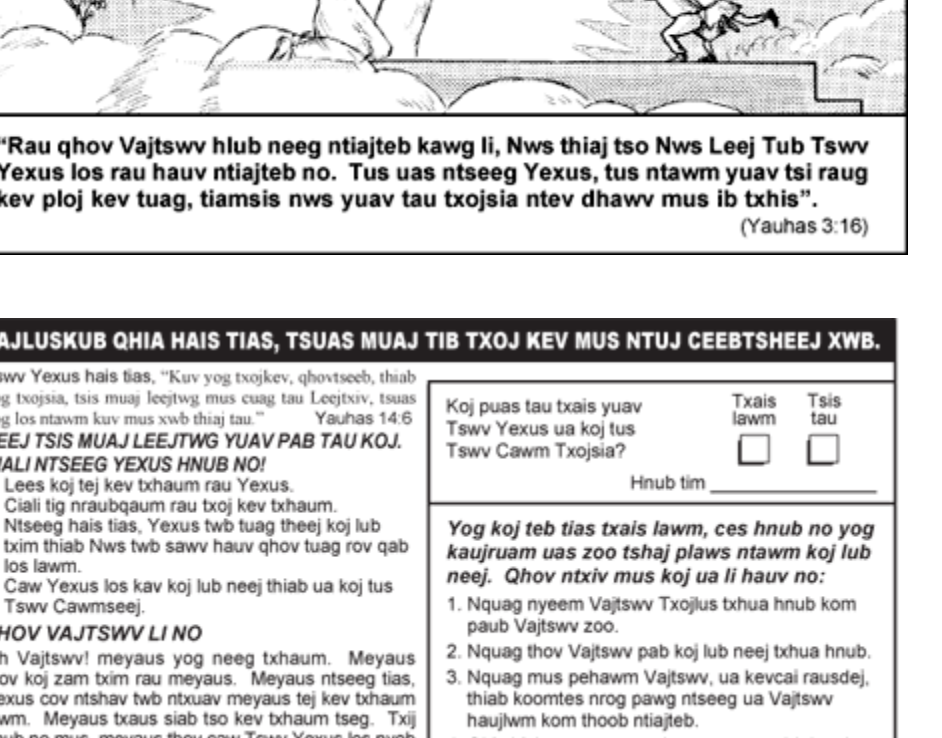


Nkag tsi tau vim tseem muaj kev txhaum.

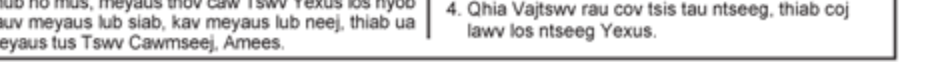
"Rau qhov Vajtsv hlab neeg ntiajeb, Vajtsv thiaj tso Tswv Yexus los cawm tibneeg..." (Yauhas 14:6)



Yexus tuag theej tibneeg lub txhooj saum tus ntoo khaublig.



Paub xwb tsi kam ntseeg yuav tsi dim.



NTAWM NO YOG VAJTSV TXOJ KEV HLAB.

Wb muaj txhaum, wb yuav mus cuag Yexus.

Cia kuv saib nkawd yuav zoo licas!

Tswv Yexus! kuv lub siab dub heev, thov koj zam kuv lub txim.

Leejtwg ntseeg Yexus, Yexus cov ntshav yuav ntxuav nws tej kev bhaum huvi mus.

Nws yog tibneeg tshiab lawm.

Thov caw koj los ntseeg Yexus hnuv no.

Lub neej tsi ntseeg tseem nyob qhov tsaus ntuj.

Leejtwg tig nraub qaum rau Yexus, nws lub txim tseem nyob.

KEV CAWM DIM NYOB HAUV

Txaus luag kawg li!

KEV CAWM DIM NYOB HAUV

Lub neej ntseeg Vajtsv muaj kev zoo siab, thiab muaj homphiaj.

Homphiaj kev ntseeg Vajtsv yog mus ntuj ceebtsheej.

"Rau qhov Vajtsv hlab neeg ntiajeb kawg li, Nws thiaj tso Nws Leej Tub Tswv Yexus los rau hauv ntiajeb no. Tus uas ntseeg Yexus, tus ntawm yuav tsi raug kev ploj kev tuag, tiamsis nws yuav tau txojtia ntev dhawv nws ib txhis". (Yauhas 3:16)

VAJLUSKUB QHIA HAIS TIAS, TSUAS MUAJ TIB TXOJ KEV MUS NTUJ CEEBTSHEEJ XWB.

Tswv Yexus hais tias, "Kuv yog txojkev, qhovtseeb, thiab yog txojtia, tsis muaj leejtwg mus cuag tau Leejtwg, tsuas yog los ntawm kuv mus xwb thiaj tau. Yauhas 14:6

YEEJ TSIAS MUAJ LEEJTWG YUAV PAB TAU KOJ.

CIALI NTSEEG YEXUS HNUV NO!

1. Lees koj tej kev txhaum rau Yexus.

2. Ciali tig nraubqaum rau koj kev txhaum.

3. Ntseeg hais tias, Yexus twb tuag theej koj lub xim thiab Nws twb sawv hauv qhov tuag rov qab los lawm.

4. Caw Yexus los kav koj lub neej thiab ua koj tus Tswv Cawmseej.

THOV VAJTSV LI NO

Oh Vajtsv! meaus yog neeg txhaum. Meaus thov koj zam bix rau meaus. Meaus ntseeg tias, Yexus cov ntshav twb ntxuav meaus tej kev bhaum lawm. Meaus txaus siab tso kev bhaum tseg. Txij hnuv no mus, meaus thov cav Tswv Yexus los nyob hauv meaus lub siab, kav meaus lub neej, thiab ua meaus tus Tswv Cawmseej, Amees.

Koj puas tau txais yuav Tswv Yexus ua koj tus Tswv Cawm Txojtia?

Hnuv tim Txis lawm Tsis tau

Yog koj teb tias txis lawm, ces hnuv no yog kaujraam uas zoo tshaj plaws ntawm koj lub neej. Qhov ntxiv mus koj ua li hauv no:

1. Nquag nyem Vajtsv Txojlus txhua hnuv kom paub Vajtsv zoo.

2. Nquag thov Vajtsv pab koj lub neej txhua hnuv.

3. Nquag mus pehawm Vajtsv, ua kevcai rausdej, thiab koomtes nrog pawg ntseeg ua Vajtsv haujlwm kom thoob ntiajeb.

4. Qhia Vajtsv rau cov tsis tau ntseeg, thiab koj lawv los ntseeg Yexus.